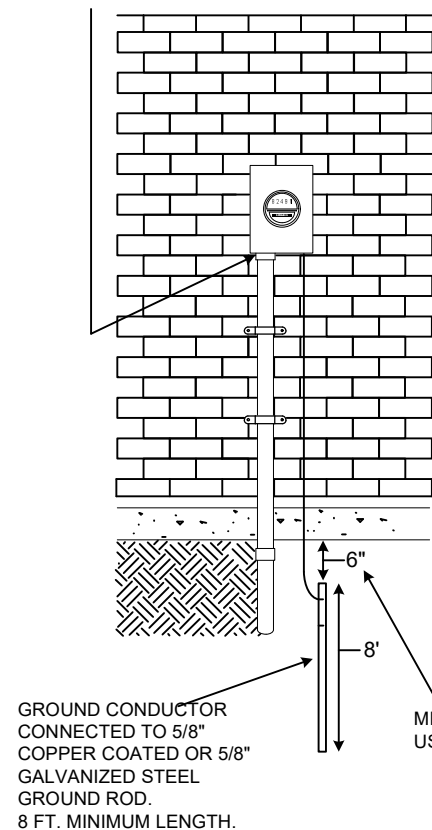
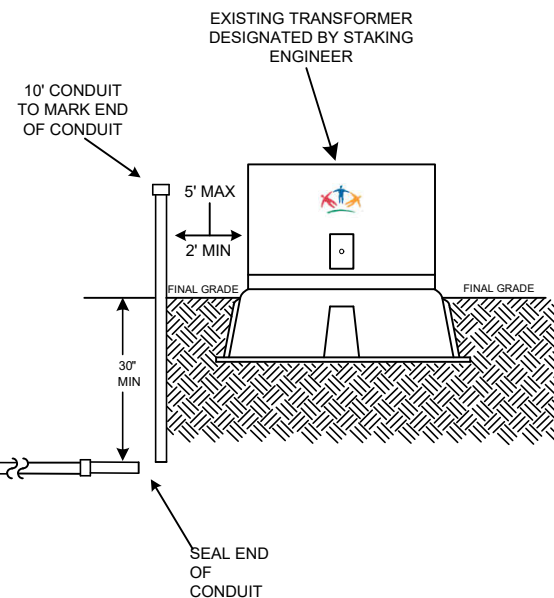
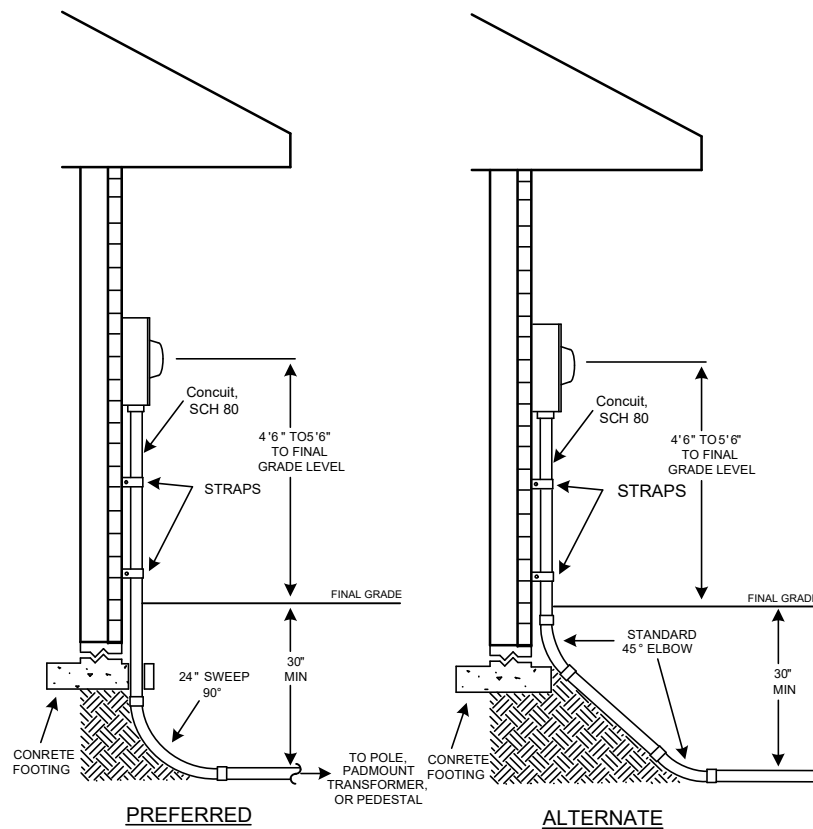


MINIMUM 3 1/2" KNOCK-OUT REQUIRED



MINIMUM 6" BELOW GRADE.
USE APPROVED GROUND ROD CLAMP.



RESIDENTIAL ATTACHMENTS

Notes:

1. Pull line is to be installed in conduit run from meter base to pole
2. All conduit above 18" below Grade shall be 3" PVC Electrical Conduit, Schedule 80. Conduit below 18" below Grade may be Schedule 40. (WFECA will not accept service if conduit is improperly installed.)
3. Buried conduit to be installed in undisturbed or re-compacted soil
4. Do not install more than 2 sweeps in conduit
5. Customer furnishes and installs all material, including underground meter base and conduit from the meter base to a point designated by WFECA
6. WFECA will furnish and install conduit and weatherhead up the transformer pole
7. When final inspection is made by the Authority Having Jurisdiction, WFECA will pull the conductor through the conduit and set meter

Disclaimer: This document is intended as a guideline for underground meter loop construction. Actual construction of meter service shall comply with the latest version of the National Electrical Code, the National Electrical Safety Code and any Federal, State, County or Municipal Codes, which ever is more stringent. Contact the Authority Having Jurisdiction (NEC 80.13) or its designated representative for specific details.

Guide for Underground Meter Base

2021

WFECA

GS3.2